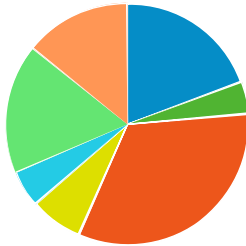


## 2015 Consumer Spending 60 mile radius

Consumer Spending Report (60 mile radius around Lampasas, Texas)

### Apparel (2015)

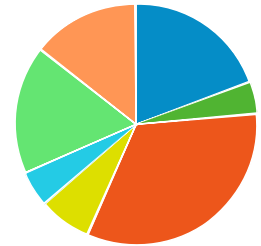
- Men's Apparel
- Boys' Apparel
- Women's Apparel
- Girls' Apparel
- Infants Apparel
- Footwear
- Apparel Services and Accessories



	\$ PER HOUSEHOLD	TOTAL \$000'S
<b>Totals:</b>	<b>\$2,122</b>	<b>\$1,377,208</b>
Men's Apparel	\$409	\$265,570
Boys' Apparel	\$92	\$60,164
Women's Apparel	\$699	\$453,819
Girls' Apparel	\$149	\$96,890
Infants Apparel	\$102	\$66,476
Footwear	\$367	\$238,516
Apparel Services and Accessories	\$301	\$195,774

### Apparel (2020)

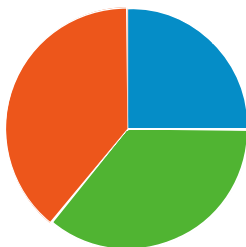
- Men's Apparel
- Boys' Apparel
- Women's Apparel
- Girls' Apparel
- Infants Apparel
- Footwear
- Apparel Services and Accessories



	\$ PER HOUSEHOLD	TOTAL \$000'S
<b>Totals:</b>	<b>\$2,213</b>	<b>\$1,583,713</b>
Men's Apparel	\$426	\$305,272
Boys' Apparel	\$96	\$69,199
Women's Apparel	\$729	\$522,110
Girls' Apparel	\$155	\$111,330
Infants Apparel	\$106	\$76,352
Footwear	\$378	\$270,952
Apparel Services and Accessories	\$319	\$228,498

### Entertainment (2015)

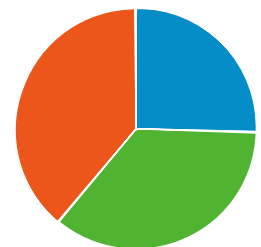
- Fees And Admissions
- Video And Audio Equipment
- Recreational Equipment And Supplies



	\$ PER HOUSEHOLD	TOTAL \$000'S
<b>Totals:</b>	<b>\$3,405</b>	<b>\$2,210,010</b>
Fees And Admissions	\$854	\$554,683
Video And Audio Equipment	\$1,220	\$791,967
Recreational Equipment And Supplies	\$1,330	\$863,361

### Entertainment (2020)

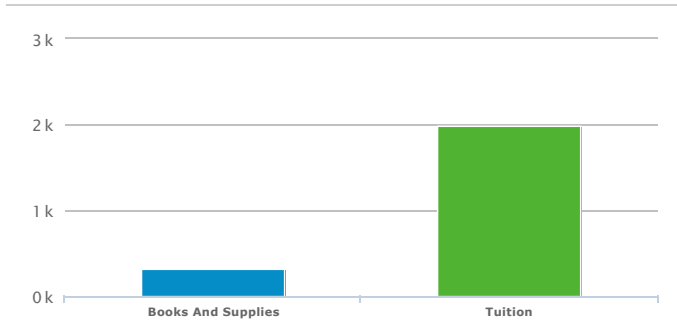
- Fees And Admissions
- Video And Audio Equipment
- Recreational Equipment And Supplies



	\$ PER HOUSEHOLD	TOTAL \$000'S
<b>Totals:</b>	<b>\$3,550</b>	<b>\$2,540,186</b>
Fees And Admissions	\$906	\$648,533
Video And Audio Equipment	\$1,264	\$905,016
Recreational Equipment And Supplies	\$1,378	\$986,636

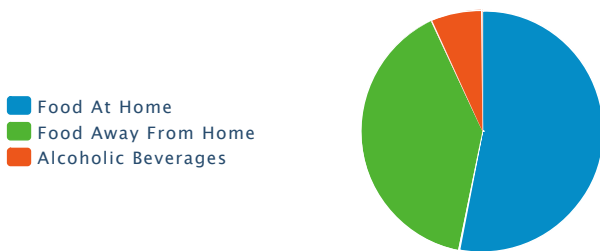
### Education (2015)

### Education (2020)



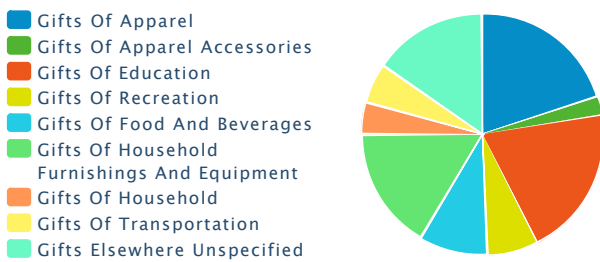
	\$ PER HOUSEHOLD	TOTAL \$000'S
<b>Totals:</b>	<b>\$2,298</b>	<b>\$1,491,433</b>
Books And Supplies	\$320	\$208,235
Tuition	\$1,977	\$1,283,198

### Food and Beverages (2015)



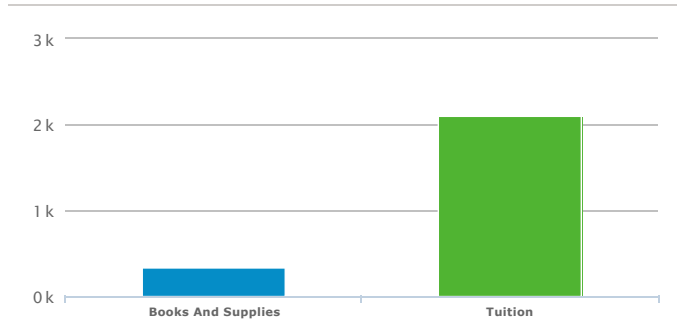
	\$ PER HOUSEHOLD	TOTAL \$000'S
<b>Totals:</b>	<b>\$8,844</b>	<b>\$5,740,087</b>
Food At Home	\$4,701	\$3,051,133
Food Away From Home	\$3,529	\$2,290,643
Alcoholic Beverages	\$613	\$398,311

### Gifts (2015)



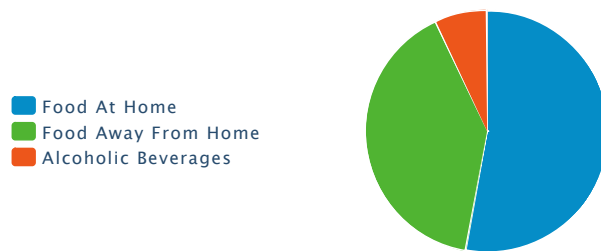
	\$ PER HOUSEHOLD	TOTAL \$000'S
<b>Totals:</b>	<b>\$1,527</b>	<b>\$991,301</b>
Gifts Of Apparel	\$304	\$197,447
Gifts Of Apparel Accessories	\$38	\$25,242
Gifts Of Education	\$306	\$198,923
Gifts Of Recreation	\$104	\$67,532
Gifts Of Food And Beverages	\$141	\$91,782
Gifts Of Household Furnishings And Equipment	\$250	\$162,477
Gifts Of Household	\$65	\$42,399
Gifts Of Transportation	\$82	\$53,344
Gifts Elsewhere Unspecified	\$234	\$152,156

### Household Furnishings (2015)



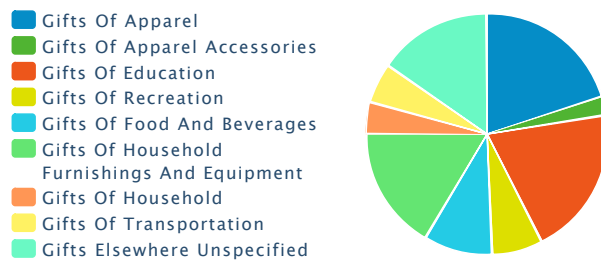
	\$ PER HOUSEHOLD	TOTAL \$000'S
<b>Totals:</b>	<b>\$2,439</b>	<b>\$1,745,167</b>
Books And Supplies	\$340	\$243,847
Tuition	\$2,098	\$1,501,320

### Food and Beverages (2020)



	\$ PER HOUSEHOLD	TOTAL \$000'S
<b>Totals:</b>	<b>\$9,160</b>	<b>\$6,554,413</b>
Food At Home	\$4,841	\$3,464,156
Food Away From Home	\$3,674	\$2,629,358
Alcoholic Beverages	\$644	\$460,899

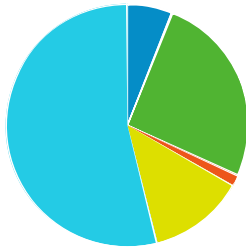
### Gifts (2020)



	\$ PER HOUSEHOLD	TOTAL \$000'S
<b>Totals:</b>	<b>\$1,614</b>	<b>\$1,154,824</b>
Gifts Of Apparel	\$321	\$229,784
Gifts Of Apparel Accessories	\$41	\$29,342
Gifts Of Education	\$323	\$231,759
Gifts Of Recreation	\$109	\$78,615
Gifts Of Food And Beverages	\$149	\$106,914
Gifts Of Household Furnishings And Equipment	\$264	\$189,246
Gifts Of Household	\$68	\$49,269
Gifts Of Transportation	\$87	\$62,550
Gifts Elsewhere Unspecified	\$247	\$177,344

### Household Furnishings (2020)

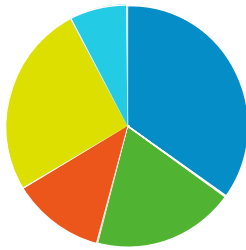
- Household Textiles
- Furniture
- Floor Coverings
- Major Appliances
- Housewares And Small Appliances



	\$ PER HOUSEHOLD	TOTAL \$000'S
<b>Totals:</b>	<b>\$2,097</b>	<b>\$1,361,098</b>
Household Textiles	\$128	\$83,445
Furniture	\$539	\$350,237
Floor Coverings	\$30	\$19,539
Major Appliances	\$268	\$174,317
Housewares And Small Appliances	\$1,130	\$733,560

### Shelter (2015)

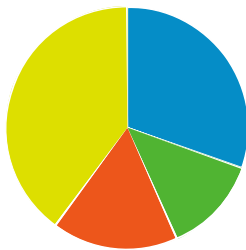
- Mortgage Interest
- Property Taxes
- Miscellaneous Owned Dwelling Costs
- Rental Costs
- Other Lodging



	\$ PER HOUSEHOLD	TOTAL \$000'S
<b>Totals:</b>	<b>\$12,467</b>	<b>\$8,091,289</b>
Mortgage Interest	\$4,354	\$2,826,061
Property Taxes	\$2,380	\$1,544,876
Miscellaneous Owned Dwelling Costs	\$1,556	\$1,010,281
Rental Costs	\$3,215	\$2,086,637
Other Lodging	\$960	\$623,434

### Household Operations (2015)

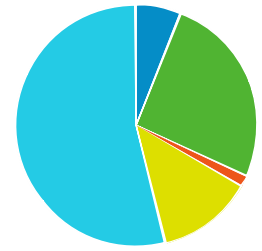
- Babysitting And Elderly Care
- Household Services
- Alimony And Child Support
- Household Supplies



	\$ PER HOUSEHOLD	TOTAL \$000'S
<b>Totals:</b>	<b>\$1,759</b>	<b>\$1,141,898</b>
Babysitting And Elderly Care	\$535	\$347,523
Household Services	\$227	\$147,819
Alimony And Child Support	\$295	\$191,595
Household Supplies	\$701	\$454,961

### Personal Care (2015)

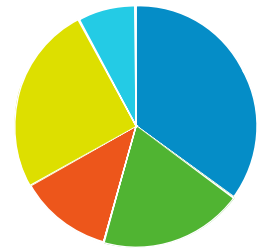
- Household Textiles
- Furniture
- Floor Coverings
- Major Appliances
- Housewares And Small Appliances



	\$ PER HOUSEHOLD	TOTAL \$000'S
<b>Totals:</b>	<b>\$2,192</b>	<b>\$1,568,977</b>
Household Textiles	\$133	\$95,714
Furniture	\$566	\$405,284
Floor Coverings	\$32	\$22,907
Major Appliances	\$280	\$201,026
Housewares And Small Appliances	\$1,179	\$844,047

### Shelter (2020)

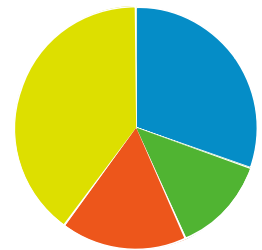
- Mortgage Interest
- Property Taxes
- Miscellaneous Owned Dwelling Costs
- Rental Costs
- Other Lodging



	\$ PER HOUSEHOLD	TOTAL \$000'S
<b>Totals:</b>	<b>\$13,004</b>	<b>\$9,304,849</b>
Mortgage Interest	\$4,557	\$3,261,189
Property Taxes	\$2,511	\$1,796,844
Miscellaneous Owned Dwelling Costs	\$1,626	\$1,163,705
Rental Costs	\$3,286	\$2,351,479
Other Lodging	\$1,022	\$731,631

### Household Operations (2020)

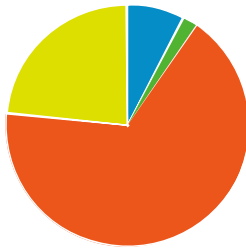
- Babysitting And Elderly Care
- Household Services
- Alimony And Child Support
- Household Supplies



	\$ PER HOUSEHOLD	TOTAL \$000'S
<b>Totals:</b>	<b>\$1,856</b>	<b>\$1,328,331</b>
Babysitting And Elderly Care	\$564	\$403,836
Household Services	\$240	\$171,878
Alimony And Child Support	\$311	\$222,970
Household Supplies	\$740	\$529,647

### Personal Care (2020)

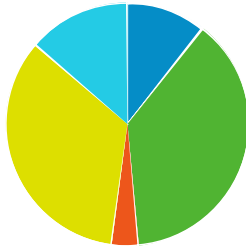
- Hair Care
- Electric Personal Care Appliances
- Personal Care Services
- Personal Care Products



	\$ PER HOUSEHOLD	TOTAL \$000'S
<b>Totals:</b>	<b>\$785</b>	<b>\$509,578</b>
Hair Care	\$60	\$39,546
Electric Personal Care Appliances	\$15	\$9,995
Personal Care Services	\$525	\$341,236
Personal Care Products	\$183	\$118,801

#### Utilities (2015)

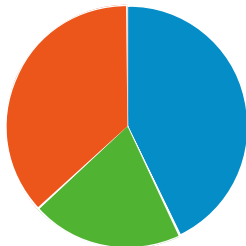
- Natural Gas
- Electricity
- Fuel Oil And Other Fuels
- Telephone Service
- Other Utilities



	\$ PER HOUSEHOLD	TOTAL \$000'S
<b>Totals:</b>	<b>\$4,511</b>	<b>\$2,927,737</b>
Natural Gas	\$481	\$312,754
Electricity	\$1,708	\$1,108,549
Fuel Oil And Other Fuels	\$163	\$105,831
Telephone Service	\$1,541	\$1,000,070
Other Utilities	\$617	\$400,533

#### Reading (2015)

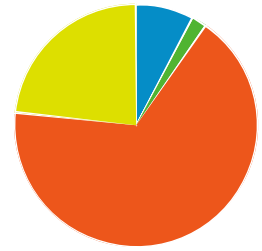
- Newspapers
- Magazines
- Books



	\$ PER HOUSEHOLD	TOTAL \$000'S
<b>Totals:</b>	<b>\$134</b>	<b>\$87,249</b>
Newspapers	\$57	\$37,372
Magazines	\$27	\$17,909
Books	\$49	\$31,968

#### Tobacco (2015)

- Hair Care
- Electric Personal Care Appliances
- Personal Care Services
- Personal Care Products



	\$ PER HOUSEHOLD	TOTAL \$000'S
<b>Totals:</b>	<b>\$816</b>	<b>\$583,956</b>
Hair Care	\$63	\$45,350
Electric Personal Care Appliances	\$16	\$11,475
Personal Care Services	\$546	\$390,921
Personal Care Products	\$190	\$136,210

#### Utilities (2020)

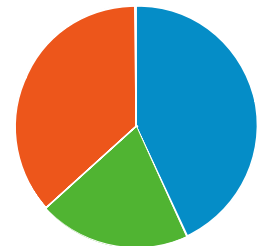
- Natural Gas
- Electricity
- Fuel Oil And Other Fuels
- Telephone Service
- Other Utilities



	\$ PER HOUSEHOLD	TOTAL \$000'S
<b>Totals:</b>	<b>\$4,650</b>	<b>\$3,327,233</b>
Natural Gas	\$498	\$356,860
Electricity	\$1,758	\$1,257,891
Fuel Oil And Other Fuels	\$168	\$120,612
Telephone Service	\$1,586	\$1,135,313
Other Utilities	\$638	\$456,558

#### Reading (2020)

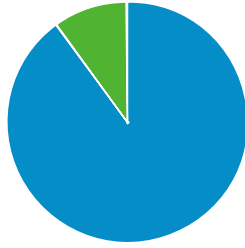
- Newspapers
- Magazines
- Books



	\$ PER HOUSEHOLD	TOTAL \$000'S
<b>Totals:</b>	<b>\$140</b>	<b>\$100,217</b>
Newspapers	\$60	\$42,954
Magazines	\$28	\$20,561
Books	\$51	\$36,701

#### Tobacco (2020)

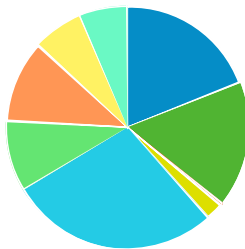
■ Cigarettes  
■ Other Tobacco Products



	\$ PER HOUSEHOLD	TOTAL \$000'S
<b>Totals:</b>	<b>\$360</b>	<b>\$234,201</b>
<b>Cigarettes</b>	<b>\$324</b>	<b>\$210,748</b>
<b>Other Tobacco Products</b>	<b>\$36</b>	<b>\$23,454</b>

**Transportation (2015)**

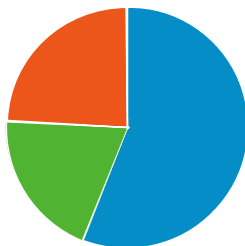
■ New Vehicle Purchase  
■ Used Vehicle Purchase  
■ Motorcycles (New And Used)  
■ Vehicle Finance Charges  
■ Gasoline And Oil  
■ Vehicle Repair And Maintenance  
■ Vehicle Insurance  
■ Public Transportation  
■ Other Transportation Costs



	\$ PER HOUSEHOLD	TOTAL \$000'S
<b>Totals:</b>	<b>\$11,442</b>	<b>\$7,425,552</b>
<b>New Vehicle Purchase</b>	<b>\$2,169</b>	<b>\$1,407,974</b>
<b>Used Vehicle Purchase</b>	<b>\$1,918</b>	<b>\$1,244,801</b>
<b>Motorcycles (New And Used)</b>	<b>\$46</b>	<b>\$30,457</b>
<b>Vehicle Finance Charges</b>	<b>\$260</b>	<b>\$169,277</b>
<b>Gasoline And Oil</b>	<b>\$3,202</b>	<b>\$2,078,597</b>
<b>Vehicle Repair And Maintenance</b>	<b>\$1,081</b>	<b>\$702,130</b>
<b>Vehicle Insurance</b>	<b>\$1,265</b>	<b>\$820,987</b>
<b>Public Transportation</b>	<b>\$763</b>	<b>\$495,635</b>
<b>Other Transportation Costs</b>	<b>\$732</b>	<b>\$475,693</b>

**Health Care (2015)**

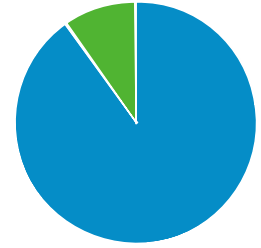
■ Health Care Insurance  
■ Health Care Services  
■ Health Care Supplies And Equipment



	\$ PER HOUSEHOLD	TOTAL \$000'S
<b>Totals:</b>	<b>\$4,776</b>	<b>\$3,100,039</b>
<b>Health Care Insurance</b>	<b>\$2,674</b>	<b>\$1,735,870</b>
<b>Health Care Services</b>	<b>\$950</b>	<b>\$617,078</b>
<b>Health Care Supplies And Equipment</b>	<b>\$1,151</b>	<b>\$747,091</b>

**Miscellaneous Expenses (2015)**

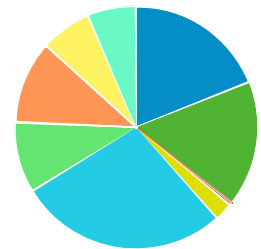
■ Cigarettes  
■ Other Tobacco Products



	\$ PER HOUSEHOLD	TOTAL \$000'S
<b>Totals:</b>	<b>\$368</b>	<b>\$263,333</b>
<b>Cigarettes</b>	<b>\$331</b>	<b>\$236,968</b>
<b>Other Tobacco Products</b>	<b>\$36</b>	<b>\$26,365</b>

**Transportation (2020)**

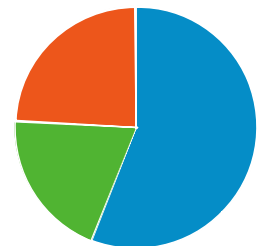
■ New Vehicle Purchase  
■ Used Vehicle Purchase  
■ Motorcycles (New And Used)  
■ Vehicle Finance Charges  
■ Gasoline And Oil  
■ Vehicle Repair And Maintenance  
■ Vehicle Insurance  
■ Public Transportation  
■ Other Transportation Costs



	\$ PER HOUSEHOLD	TOTAL \$000'S
<b>Totals:</b>	<b>\$11,842</b>	<b>\$8,473,085</b>
<b>New Vehicle Purchase</b>	<b>\$2,255</b>	<b>\$1,614,044</b>
<b>Used Vehicle Purchase</b>	<b>\$1,969</b>	<b>\$1,409,141</b>
<b>Motorcycles (New And Used)</b>	<b>\$47</b>	<b>\$34,320</b>
<b>Vehicle Finance Charges</b>	<b>\$268</b>	<b>\$192,031</b>
<b>Gasoline And Oil</b>	<b>\$3,297</b>	<b>\$2,359,589</b>
<b>Vehicle Repair And Maintenance</b>	<b>\$1,119</b>	<b>\$800,735</b>
<b>Vehicle Insurance</b>	<b>\$1,305</b>	<b>\$934,372</b>
<b>Public Transportation</b>	<b>\$808</b>	<b>\$578,733</b>
<b>Other Transportation Costs</b>	<b>\$768</b>	<b>\$550,121</b>

**Health Care (2020)**

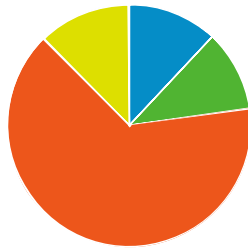
■ Health Care Insurance  
■ Health Care Services  
■ Health Care Supplies And Equipment



	\$ PER HOUSEHOLD	TOTAL \$000'S
<b>Totals:</b>	<b>\$4,933</b>	<b>\$3,529,842</b>
<b>Health Care Insurance</b>	<b>\$2,761</b>	<b>\$1,976,215</b>
<b>Health Care Services</b>	<b>\$981</b>	<b>\$702,343</b>
<b>Health Care Supplies And Equipment</b>	<b>\$1,189</b>	<b>\$851,284</b>

**Miscellaneous Expenses (2020)**

- Legal And Accounting
- Funeral And Cemetery
- Finance Charges Excluding Mortgage And Vehicle
- Other Miscellaneous Expenses



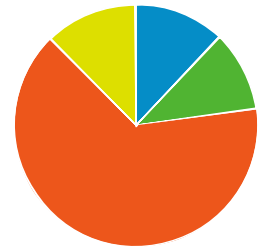
	\$ PER HOUSEHOLD	TOTAL \$000'S
<b>Totals:</b>	<b>\$887</b>	<b>\$575,752</b>
Legal And Accounting	\$106	\$69,195
Funeral And Cemetery	\$96	\$62,894
Finance Charges Excluding Mortgage And Vehicle	\$573	\$372,071
Other Miscellaneous Expenses	\$110	\$71,592

Personal Insurance (2015)		
	\$ PER HOUSEHOLD	TOTAL \$000'S
	\$457	\$297,190

Contributions (2015)		
	\$ PER HOUSEHOLD	TOTAL \$000'S
	\$2,696	\$1,750,095

Retail Potential (2015)		
	\$ PER HOUSEHOLD	TOTAL \$000'S
New Car Dealers	\$4,112	\$2,668,800
User Car Dealers	\$245	\$159,564
Recreational Vehicle Dealers	\$12	\$8,231
Motorcycle and Boat Dealers	\$177	\$115,507
Auto Parts and Accessories	\$639	\$414,785
Tire Dealers	\$291	\$188,913
Furniture Stores	\$417	\$270,798
Floor Covering Stores	\$147	\$95,972
Other Home Furnishing Stores	\$139	\$90,745
Appliances and Electronics Stores	\$965	\$626,524
Computer Stores	\$1,750	\$1,135,861
Camera and Photography Stores	\$108	\$70,154
Hardware Stores	\$226	\$146,773
Paint and Wallpaper Stores	\$20	\$13,406
Home Centers	\$499	\$324,195
Other Building Materials Stores	\$604	\$392,067
Outdoor Power Equipment Stores	\$18	\$12,218
Nursery and Garden Stores	\$150	\$97,414
Grocery Stores	\$6,880	\$4,465,227
Convenience Stores	\$291	\$188,932
Meat Markets	\$68	\$44,692
Fish and Seafood Markets	\$16	\$10,522
Fruit and Vegetable Markets	\$32	\$21,037
Other Specialty Food Markets	\$50	\$32,901
Liquor Stores	\$165	\$107,109
Pharmacy and Drug Stores	\$1,445	\$938,088
Costmetics and Beauty Stores	\$61	\$39,960

- Legal And Accounting
- Funeral And Cemetery
- Finance Charges Excluding Mortgage And Vehicle
- Other Miscellaneous Expenses



	\$ PER HOUSEHOLD	TOTAL \$000'S
<b>Totals:</b>	<b>\$917</b>	<b>\$656,765</b>
Legal And Accounting	\$110	\$79,075
Funeral And Cemetery	\$100	\$72,200
Finance Charges Excluding Mortgage And Vehicle	\$592	\$423,876
Other Miscellaneous Expenses	\$114	\$81,613

Personal Insurance (2020)		
	\$ PER HOUSEHOLD	TOTAL \$000'S
	\$484	\$346,832

Contributions (2020)		
	\$ PER HOUSEHOLD	TOTAL \$000'S
	\$2,878	\$2,059,283

Source: Applied Geographic Solutions, 2015

Optical Goods Stores	\$143	\$93,378
Other Health and Personal Care Stores	\$116	\$75,661
Gasoline Stations with Convenience Stores	\$1,096	\$711,454
Gasoline Stations without Convenience Stores	\$178	\$115,749
Men's Clothing Stores	\$61	\$39,784
Women's Clothing Stores	\$195	\$127,185
Childrens' and Infant's Clothing Stores	\$109	\$71,011
Family Clothing Stores	\$413	\$268,090
Clothing Accessory Stores	\$22	\$14,515
Other Apparel Stores	\$48	\$31,766
Shoe Stores	\$131	\$85,018
Jewelry Stores	\$270	\$175,758
Luggage Stores	\$245	\$159,515
Sporting Goods Stores	\$180	\$117,337
Hobby, Toy, and Game Stores	\$54	\$35,491
Sewing and Needlecraft Stores	\$21	\$13,823
Musical Instrument Stores	\$43	\$28,211
Book Stores	\$382	\$248,011
Record,Tape,and CD Stores	\$102	\$66,728
Department Stores	\$3,288	\$2,134,343
Warehouse Superstores	\$1,391	\$902,862
Other General Merchandise Stores	\$394	\$255,946
Florists	\$32	\$20,810
Office and Stationary Stores	\$302	\$196,429
Gift and Souvenir Stores	\$96	\$62,714
Used Merchandise Stores	\$63	\$40,947
Pet and Pet Supply Stores	\$126	\$82,001
Art Dealers	\$12	\$7,959
Mobile Home Dealers	\$0	\$472
Other Miscellaneous Retail Stores	\$130	\$84,411
Mail Order and Catalog Stores	\$2,401	\$1,558,699
Vending Machines	\$98	\$64,068
Fuel Dealers	\$404	\$262,642
Other Direct Selling Establishments	\$209	\$135,857
Hotels and Other Travel Accomodations	\$156	\$101,658
RV Parks	\$2	\$1,609
Rooming and Boarding Houses	\$1	\$720
Full Service Restaurants	\$1,052	\$682,798
Limited Service Restaurants	\$1,040	\$675,088
Special Food Services and Catering	\$174	\$113,481
Drinking Places	\$96	\$62,773